

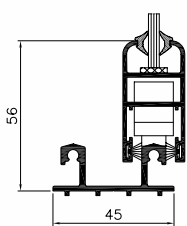


- Space saving

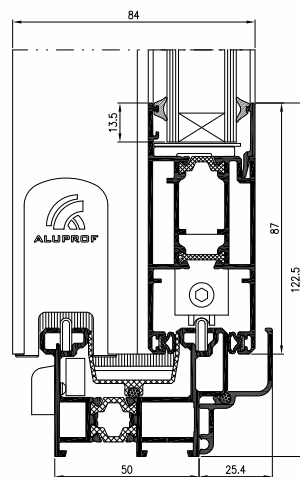
- Space efficient

- Silent, smooth operation

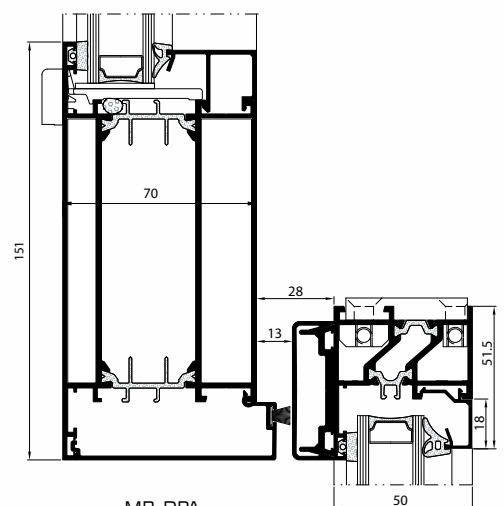
SLIDING AND FOLDING DOORS



MB-23P



MB-SLIDE



MB-DPA

Aluprof's range of sliding and folding doors are designed to integrate with our standard window systems to produce comparable sight lines and an aesthetic facade. They can be glazed with large panes of glass to allow maximum light into the building whilst not disrupting the external view. The sliding option also saves on floor space if the need occurs. The doors, despite their potential size, are easy to operate with a virtually silent slide.

MB-23P



MB-23p is a 23mm sliding door system for use as a secondary glazing system and also a reception sliding "hatch".

MB-SLIDE / MB-SLIDE ST



The MB-SLIDE is a thermally efficient sliding door system that has been designed with the user in mind. The smooth lines and single wheel rollers allow for easy operation and aesthetically pleasing sight lines.

Folding doors



The folding door system are derived from our standard window systems with MB59S, MB-60 and MB-70 offering open in configurations with MB59s Casement providing the open out option.

MB-DPA



The MB-DPA system is used for automatic or manual sliding door with overhead gear. It can be integrated into standard window systems and also glazed into curtain walling systems.

FEATURES AND BENEFITS

MB-23P	<ul style="list-style-type: none"> • silent, smooth operation • simple fabrication • large selection of standard colors
MB-SLIDE MB-SLIDE ST	<ul style="list-style-type: none"> • silent, smooth operation • range from 2 to 6 pane options to meet all key applications and specifications needs • ability to combine with different MB systems • mosquito protection option • great number of color options, dual color options
Folding doors	<ul style="list-style-type: none"> • silent, smooth operation • open in and open out options • different types of glazing strips – Standard, Prestige, Style • multitude of color options, dual color options • different thresholds options

TECHNICAL SPECIFICATION	MB-23P	MB-SLIDE MB-SLIDE ST	Folding doors	MB-DPA
Depth of Frame (door / window)	53	50 i 97	from 50 depending upon system	
Depth of Leaf (door / window)	23	37	from 59 depending upon system	45; 50
Glazing range mm (fixed window and opening door / window)	4 - 8	22 - 26	4,5 - 60	4,5 - 31,5
Min visible width T profile				
Door / window frame	15	44,5	Depending upon system	-
Door / window leaf	42	68,5	Depending upon system	69; 73,5
Max size of door and tilt turn window				
Max size of windows (HxW)	H 2000 mm W 1000 mm	H 2600 mm W 1800 mm	H 2400 mm W 1600 mm	W 1500 mm
Max weight of door / window leaf	50 kg	160 kg	130 kg	200 kg