

VELUX Modular Skylights

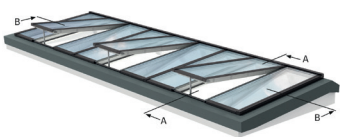


Modular, Energy Efficient and Simply Stunning

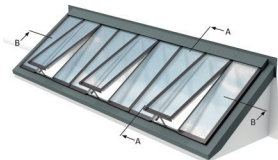
Designed with architects in mind, the Modular Skylights system lets you spend more time designing solutions and less time specifying. Modular Skylights can be combined in a number of rooflight configurations, creating perfect solutions for a wide variety of building types: narrow corridors, internal courts, studios, large circulation spaces and much more. Each roof glazing solution is delivered with a special prefabricated flashing ensuring a perfect fit and 100% water tightness.

One modular skylight, many installation options!


Longlight 5-25°



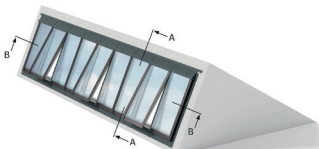
Wall-mounted Longlight 5-40°



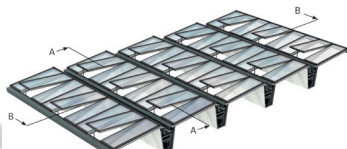
Ridgelight 25-40°





Northlight 25-90°



Atrium Longlight 5-25°




Atrium Ridgelight 25-40°



Module - Assembled

Designed in collaboration with Foster + Partners, VELUX modular skylights achieves today's needed high performance through design and material selection, including pultruded fiberglass frames. Installation time, risk and cost are reduced with the smart modular design. One skylight design is used in all solutions with only the factory supplied flashing and mounting changing. Electric venting skylights and electric blinds are optional.



HFC
Fixed skylight module

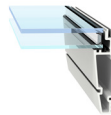


HVC
Motorized comfort venting skylight module



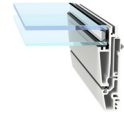
HFC
Frame for fixed skylight module

- Pultruded fiberglass



HVC
Frame and sash for venting skylight module

- Profile matches fixed unit when closed



Size grid

HFC - Fixed modules

mm	675	750	800	900	1000
800					
1000					
1200					
1400					
1600					
1800					
2000					
2200					
2400					
2600	*	*	*	*	*
2800	*	*	*	*	*
3000	*	*	*	*	*

HVC - Comfort Ventilation

mm	675	750	800	900	1000
800	○	○	○	○	○
1000	○	○	○	○	○
1200					
1400					
1600					
1800					
2000					
2200					
2400					
2600	●	●			
2800	●				

- Standard size
- Special sizes, 16+
- * Modules height above 2400 are delivered with extra strong glazing unit only
- No roller blinds available
- Only open system actuator available

NAFS & Thermal Performance test values available

How to measure the modules

Width and height of the modules are determined by the exterior **W** and **H** dimensions of the frame - not the measurements of the cladding, flashing or brackets.



Blinds & Venting

Electric blinds and venting modules are available and can be operated by a wall switch or tied into some home automation systems.



Riley Brown
Sales Representative
403-809-6707
riley.brown@velux.com

